


HARDMETALS

CONSTRUCTION



PROUDLY AUSTRALIAN OWNED



CONTENTS

| | |
|--------------------------------------|----|
| Company Overview | 1 |
| Trenching & Construction Tools | 2 |
| Class Description | 3 |
| Conical Picks Inserts | 4 |
| Conical Pick C Blocks | 5 |
| Conical Pick B Blocks..... | 7 |
| Conical Pick Sleeve Holder | 9 |
| Conical Extraction Tools..... | 10 |
| Conical Picks..... | 11 |
| Conical Pick -55..... | 11 |
| Conical Pick- 74..... | 11 |
| Conical Pick- 76..... | 12 |
| Conical Pick- 76..... | 13 |
| Conical Pick- 86..... | 14 |
| Conical Pick- 99..... | 15 |
| Conical Pick- 116..... | 16 |
| Conical Pick- 118..... | 17 |
| Foundation Drilling Tools..... | 19 |
| Wear Protection Weld On Teeth..... | 20 |
| EMF Flat & Fishtail Auger Parts..... | 21 |
| Flat Cutter Picks & Blocks..... | 23 |
| Taper Fit Auger Teeth..... | 24 |
| Taper Holders | 25 |
| 1 ¼" BSW Centre Bits..... | 26 |
| 1 ¾" AF HEX Centre Bits..... | 27 |
| EM Holders | 30 |
| Drive Pin Location Bush..... | 31 |
| Proline Tools..... | 31 |

COMPANY OVERVIEW

Hard Metals Australia Pty Limited (HMA) is a precision engineering company specialising in the design and manufacture of Tungsten Carbide and Polycrystalline diamond tools for the drilling, construction, mining and agricultural industries. Formed in 1982 as Australasian distributor for a world leading Tungsten Carbide Manufacture, HMA was instrumental in the development and application of Tungsten Carbide for agricultural ground engaging tools during the 80's and early 90's. Since then our range of products have significantly increased.

HMA now manufactures tungsten carbide tools for:

- Mining and Exploration
- Foundation and Piling Drilling Tools.
- Trenching and Road Profiling Tools
- Horizontal Directional Drilling
- Agricultural Tillage Tools
- Forestry and Recycling Industry Tools
- Special or Custom Designed Wear Parts




*TRENCHING &
CONSTRUCTION
TOOLS*

CP CONSTRUCTION TOOLS

The range covers the following series/shank sizes

- 0.55" – 14.0mm shanks
- 0.74" – 18.8mm shanks
- 0.76" – 19.3mm shanks
- 0.86" – 21.8mm shanks
- 0.99" – 25.0mm shanks
- 1.16" – 29.5mm stepped shanks
- 1.18" – 30mm straight shanks

Associated products include holders and pick removing tools. These tools provide a very economical and durable solution for many tooling applications.

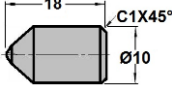
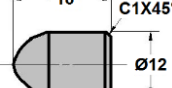
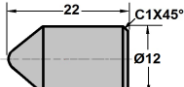
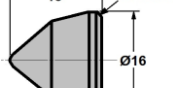


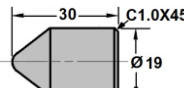
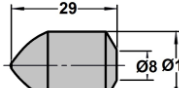
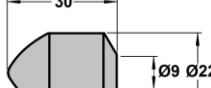
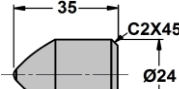
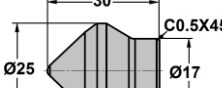


CLASS DESCRIPTION

| STOCK CODE | DESCRIPTION |
|------------|--|
| 1 | Standard Stock Item / Min Stock is required to be kept on hand |
| 3 | Irregular Stock Item / Minimum order quantity may be required |
| 6 | New Stock Item / Stock code undefined |
| 8 | Non Stock Item / Minimum quantity required |


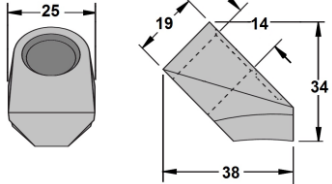

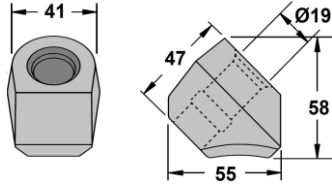

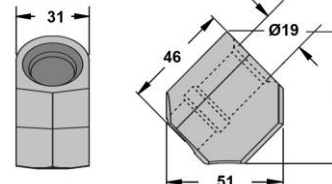

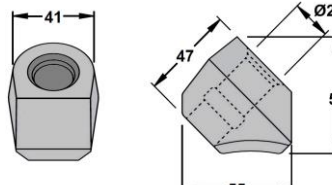

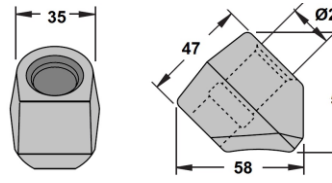

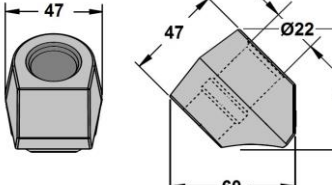
CONICAL PICKS INSERTS

CONICAL PICKS INSERTS


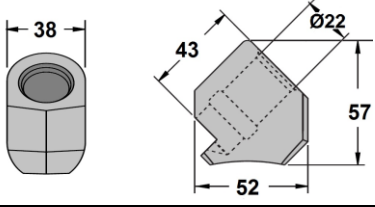

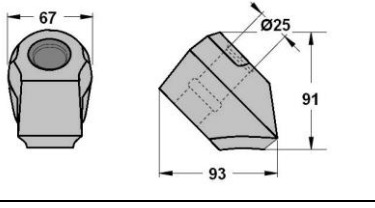

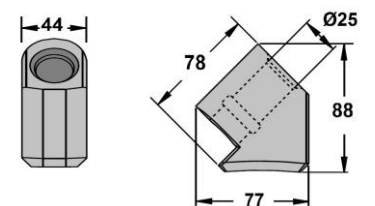

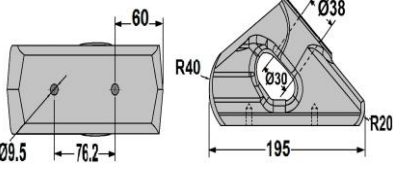

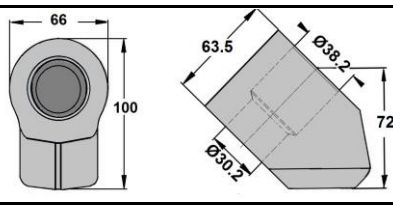

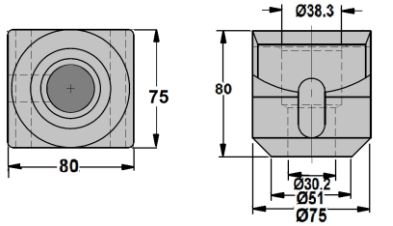
| INSERT | DRAWING |
|------------------|--|
| TBB-10SCI |  |
| TBB-12DCI |  |
| TBB-12SCI |  |
| TBB-16DCC |  |
| TBB-16SCI |  |
| TBB-18BC |  |
| TBB-19SCI |  |
| TBB-19BI |  |
| TBB-22BI |  |
| TBB-24BI |  |
| TBB-25MI |  |

C BLOCKS

CONICAL PICK C BLOCKS


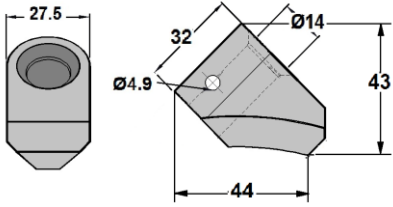

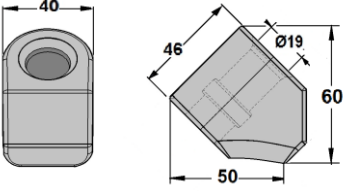

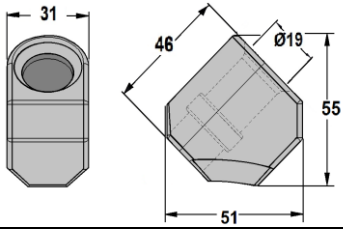

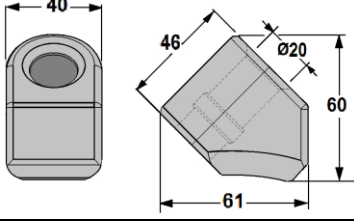

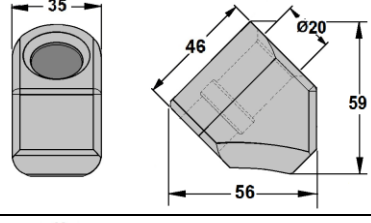

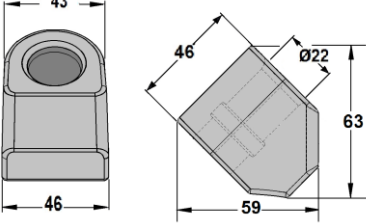

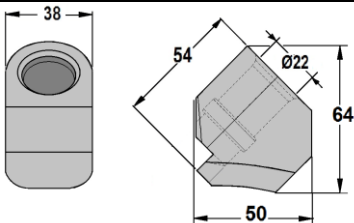
| Part Number | Stock Code | Description | Drawing |
|-------------|------------|---|---|
| C055 | 1 | Conical Pick Block- 55 Ser Normal Duty  |  |
| C-1 | 3 | Conical Pick Block- 74 Ser Normal Duty  |  |
| C-1S | 1 | Conical Pick Block-74 Ser Slim Line  |  |
| C-2 | 1 | Conical Pick Block-76 Ser Heavy Duty  |  |
| C-2S | 1 | Conical Pick Block-76 Ser Slim Line  |  |
| C-3 | 1 | Conical Pick Block- 86 Ser Heavy Duty  |  |

CONICAL PICK C BLOCKS


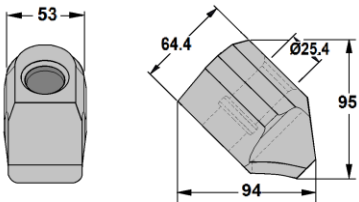

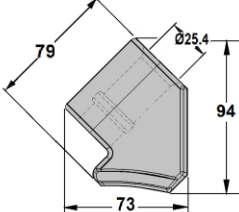

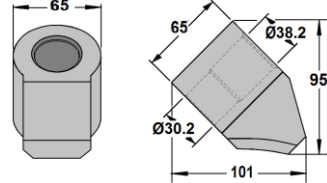

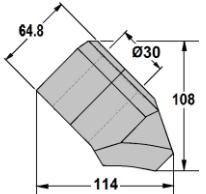
| Part Number | Stock Code | Description | Drawing |
|---------------|------------|--|--|
| C-3S | 1 | Conical Pick Block-86 Ser Slim Line  |  |
| C-4 | 1 | Conical Pick Block-99 Ser Heavy Duty  |  |
| C-4S | 1 | Conical Pick Block-99 Ser Normal Duty  |  |
| C-6BHD | 1 | Conical Block- 116 Heavy Duty With Stepped Bush  |  |
| C-6S | 1 | Conical Block- 116 Normal Duty  |  |
| C-6F | 1 | Holder For EMF70  |  |

B BLOCKS

CONICAL PICK B BLOCKS


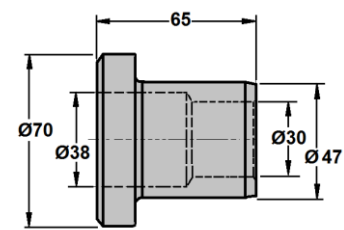

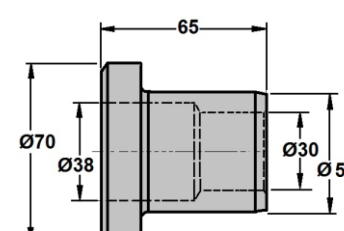

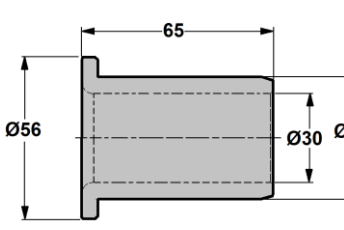
| Part Number | Stock Code | Description | Drawing |
|--------------|------------|---|---|
| B-055 | 6 | Conical Pick Block- 55 Ser Normal Duty  |  |
| B-1 | 6 | Conical Pick Block- 74 Ser Normal Duty  |  |
| B-1S | 6 | Conical Pick Block-74 Ser Slim Line  |  |
| B-2 | 6 | Conical Pick Block-76 Ser Heavy Duty  |  |
| B-2S | 1 | Conical Pick Block-76 Ser Slim Line  |  |
| B-3 | 6 | Conical Pick Block- 86 Ser Heavy Duty  |  |
| B-3S | 1 | Conical Pick Block-86 Ser Slim Line  |  |

CONICAL PICK B BLOCKS

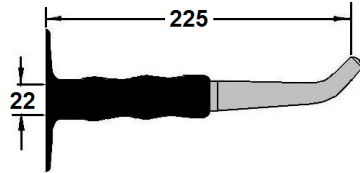
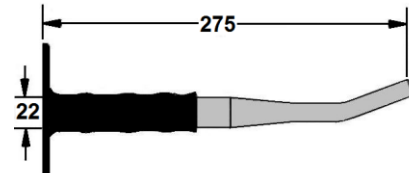
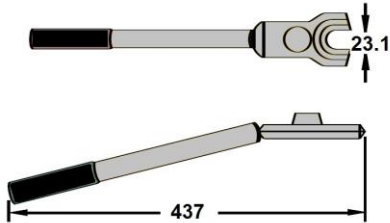
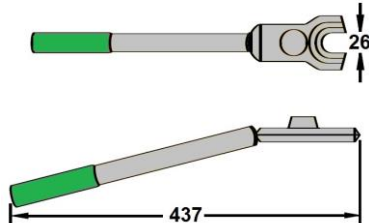
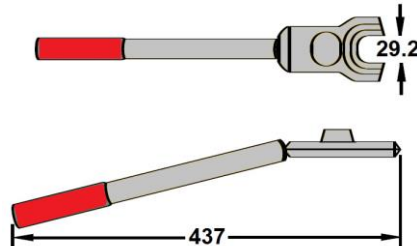
| Part Number | Stock Code | Description | Drawing |
|-------------|------------|--|---|
| B-4 | 6 | Conical Pick Block-99 Ser Heavy Duty  |  |
| B-4S | 6 | Conical Pick Block-99 Ser Normal Duty  |  |
| B-6S | 6 | Conical Block- 116 Normal Duty  |  |
| B-7B | 6 | Conical Pick Block- 118 Sleeved Normal Duty  |  |

SLEEVE HOLDERS

CONICAL PICK SLEEVE HOLDER

| Part Number | Stock Code | Description | Drawing |
|--------------|------------|--|--|
| SL-6 | 1 | Sleeve For CP116  |  |
| SL-6A | 1 | Sleeve For CP116 Fits C-6BHD  |  |
| SL-7 | 1 | Sleeve For CP118  |  |


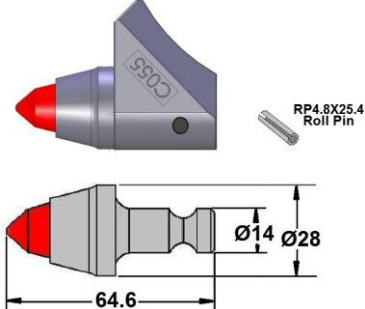
CONICAL EXTRACTION TOOLS

| Part Number | Stock Code | Description | Drawing |
|----------------|------------|--|--|
| CP-12P2 | 1 | Conical Pick- Extraction Punch Suit 074/076/086 and 099 Picks |  |
| CP-12P3 | 1 | Conical Pick- Extraction Punch Suit 074/076/086 and 099 Picks |  |
| CP-12T | 1 | Conical Pick Extraction Tool Suit 074/076 Picks, Black |  |
| CP-12RP | 1 | Conical Pick- Extraction Tool Suit 086 Picks, Green |  |
| CP-14T | 1 | Conical Pick Extraction Tool Suit 099 Picks, Red |  |

055 SERIES


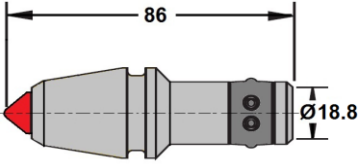

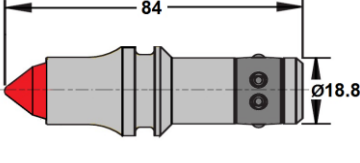
CONICAL PICKS

CONICAL PICK - 55


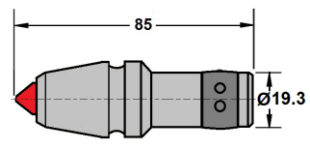

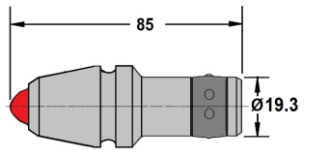

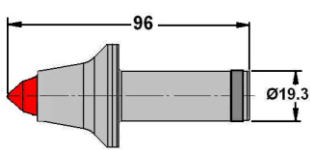

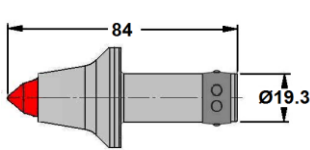

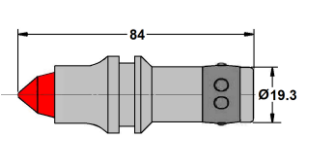

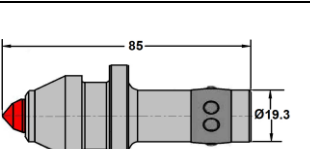

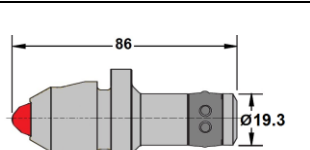
| Part Number | Stock Code | Description | Drawing |
|--|------------|---|---|
| <p>CP01 (CP055FB-16DCC-RPR)</p> | 1 | <p>Conical- 55 Full Body 16mm Cone Cap</p>  |  |

074 SERIES


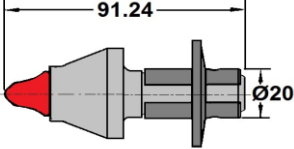

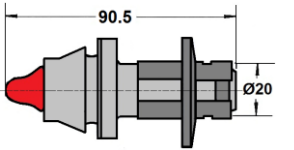

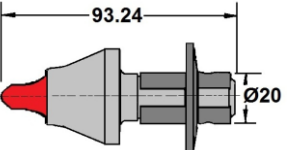

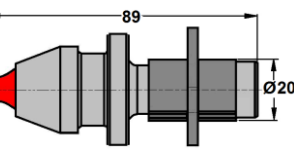
CONICAL PICK- 74

| Part Number | Stock Code | Description | Drawing |
|--|------------|---|---|
| <p>CP10 (CP074GNB-12SCI-SR)</p> | 1 | <p>Conical- 74 Ser Grooved/Narrow Body 12mm S/Cone Insert</p>  |  |
| <p>CP13 (CP074GNB-16DCC-SR)</p> | 1 | <p>Conical- 74 Ser Grooved/Narrow Body 16mm D/Cone Cap</p>  |  |


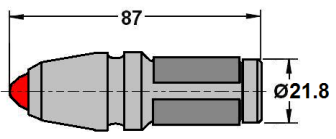

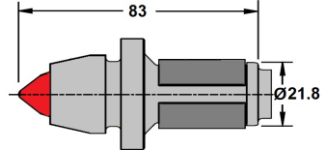

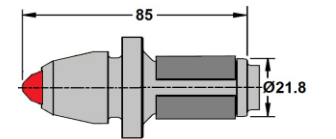

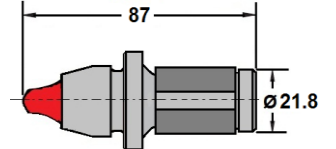
CONICAL PICK- 76

| Part Number | Stock Code | Description | Drawing |
|-------------------------------------|------------|--|---|
| CP20 (CP076GNB-12SCI-SR) | 1 | Conical- 76 Ser Grooved Narrow Body 12mm S/Cone Insert  |  |
| CP20B (CP076GNB-12DCI-SR) | 1 | Conical- 76 Ser Grooved Narrow Body 12mm Cone Insert  |  |
| CP21 (CP076FB-16DCC-CR) | 1 | Conical- 76 Ser Full Body 16mm D/Cone Cap  |  |
| CP22 (CP076FB-16DCC-SR) | 1 | Conical- 76 Ser Full Body 16mm D/Cone Cap  |  |
| CP23 (CP076GNB-16DCC-SR) | 1 | Conical- 76 Ser Grooved Narrow Body 16mm D/Cone Cap  |  |
| CP24 (CP076GFB-16DCC-SR) | 1 | Conical- 76 Ser Full Body 16mm D/Cone Cap  |  |
| CP25 (CP076GFB-12DCI-SR) | 1 | Conical- 76 Ser Grooved Flanged Body 12mm Cone Insert  |  |


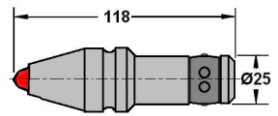

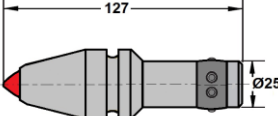

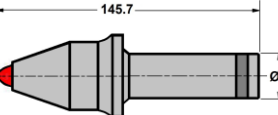

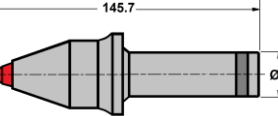

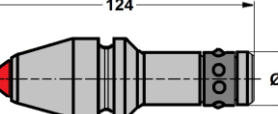

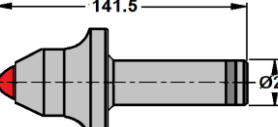
CONICAL PICK- 76

| Part Number | Stock Code | Description | Drawing |
|---|------------|---|---|
| <p>CP26W (CP076FB-19KBC-LRW)</p> | 3 | <p>Conical- 76 Ser Full Body 19mm Bell Cap</p>  |  |
| <p>CP27W (CP076GFB-18BC-LRW)</p> | 3 | <p>Conical- 76 Ser Grooved Flanged Body 18mm Bell Cap</p>  |  |
| <p>CP28W (CP076FB-18BC-LRW)</p> | 1 | <p>Conical- 76 Ser Full Body 18mm Bell Cap</p>  |  |
| <p>CP29W (CP076GFB-16BC-LRW)</p> | 3 | <p>Conical- 76 Ser Full Body 16mm Bell Cap</p>  |  |


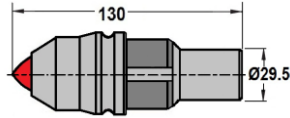

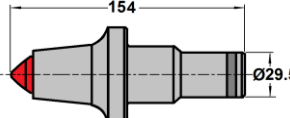

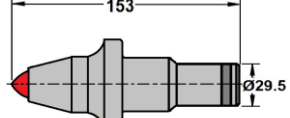

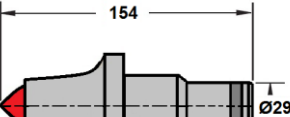
CONICAL PICK- 86

| Part Number | Stock Code | Description | Drawing |
|---|------------|--|---|
| <p>CP30B (CP086GNB-12DCI-LR)</p> | 1 | <p>Conical- 86 Ser Grooved Narrow Body 12mm Cone Insert</p>  |  |
| <p>CP34L (CP086GFB-16DCC-LR)</p> | 3 | <p>Conical- 86 Series Flanged Head Body 16mm D/Cone Cap</p>  |  |
| <p>CP35L (CP086GFB-12DCI-LR)</p> | 1 | <p>Conical- 86 Ser Flanged Head Body 12mm Cone Insert</p>  |  |
| <p>CP37L (CP086GFB-18BC-LR)</p> | 1 | <p>Conical- 86 Series Flanged Head Body 18mm Bell Cap</p>  |  |


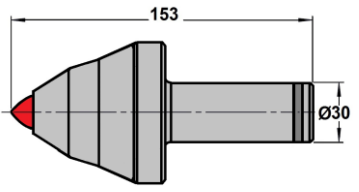

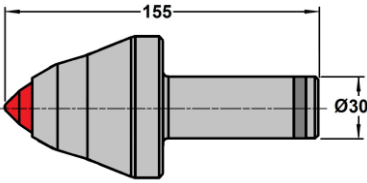

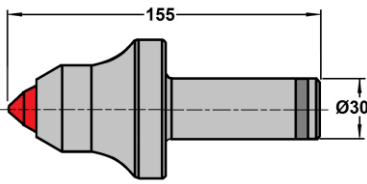
CONICAL PICK- 99

| Part Number | Stock Code | Description | Drawing |
|-------------------------------------|------------|--|---|
| CP41 (CP099GNB-12DCI-SR) | 1 | Conical- 99 Ser Grooved Narrow Body 12mm Cone Insert  |  |
| CP42 (CP099GNB-16CI-SR) | 1 | Conical- 99 Ser Grooved Narrow Body 16mm Cone Insert  |  |
| CP43 (CP099FB-12DCI-CR) | 8 | Conical- 99 Ser Full Body 12mm Cone Insert  |  |
| CP44 (CP099FB-16DCC-CR) | 8 | Conical- 99 Ser Full Body 16mm D/Cone Cap  |  |
| CP45 (CP099GNB-17.5CI-SR) | 1 | Conical- 99 Ser Full Body 17.5mm Cone Insert  |  |
| CP46 (CP099FB-19BI-CR) | 1 | Conical- 99 Ser Full Body 19mm Ballistic Insert  |  |

CONICAL PICK- 116

| Part Number | Stock Code | Description | Drawing |
|---|------------|--|---|
| <p>CP60 (CP116GNB-22BI-MR)</p> | 1 | <p>Conical- 116 Stepped Shank Grooved Narrow Body 22mm Ballistic Insert</p>  |  |
| <p>CP61 (CP116FB-25MI-CR)</p> | 1 | <p>Conical- 116 Stepped Full Body 25mm Mushroom Insert</p>  |  |
| <p>CP62 (CP116FB-22BI-CR)</p> | 3 | <p>Conical- 116 Stepped Shank Full Body 22mm Ballistic Insert</p>  |  |
| <p>CP63 (CP116FB-25BI-CR)</p> | 8 | <p>Conical - 116 Stepped Shank Full Body 25mm Ballistic Insert</p>  |  |

CONICAL PICK-118


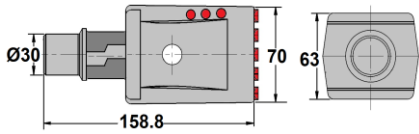

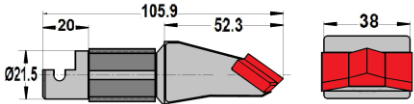

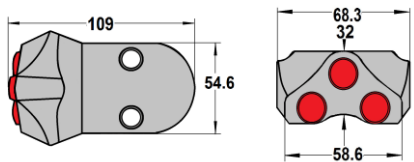

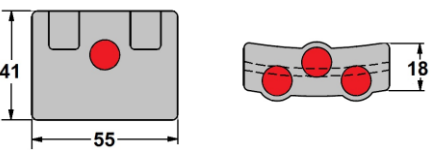

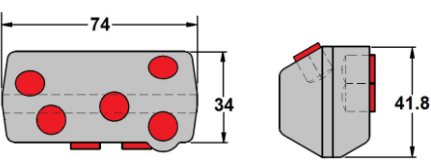
| Part Number | Stock Code | Description | Drawing |
|---|------------|---|--|
| <p>CP70 (CP118FB-17SCI-CR)</p> | 3 | <p>Conical- 118 Straight Shank Full Body 17mm S/Cone Insert</p>  |  |
| <p>CP71 (CP118FB-22BI-CR)</p> | 1 | <p>Conical- 118 Straight Shank Full Body 22mm Ballistic Insert</p>  |  |
| <p>CP72 (CP118FB-25MI-CR)</p> | 1 | <p>Conical- 118 Straight Shank Full Body 25mm Mushroom Insert</p>  |  |




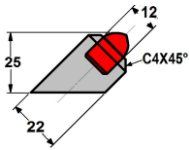

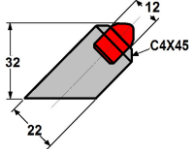

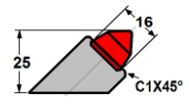

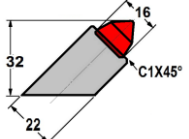

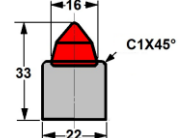

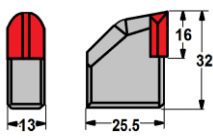

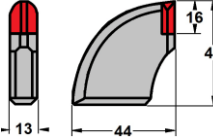

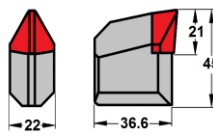

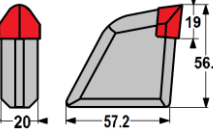
*FOUNDATION
DRILLING
TOOLS*

DRILLING TOOLS

FOUNDATION DRILLING TOOLS


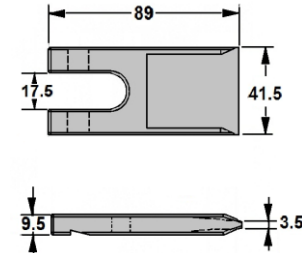

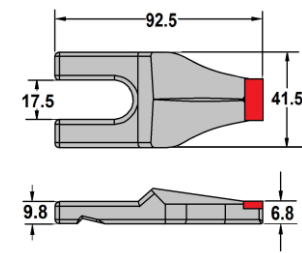

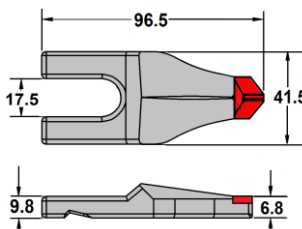

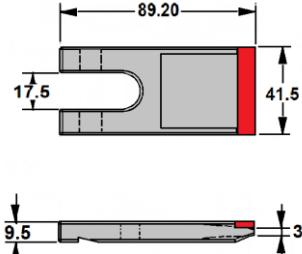

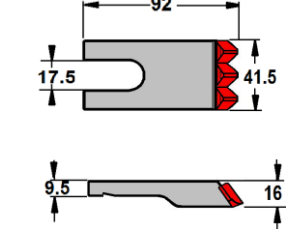

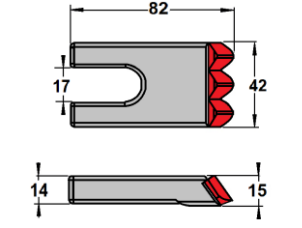
| Part Number | Stock Code | Description | Drawing |
|---------------|------------|--|--|
| CPF70 | 1 | Flat Teeth L=158.8  |  |
| CPF150 | 1 | Flat Pick L=105.9  |  |
| QCB39 | 1 | Quick Change Bar  |  |
| WBA55 | 1 | Welding Bar - L=55 H=41 W=23  |  |
| WBA04 | 1 | Welding Bar - L=74 H=42 W=37  |  |

WEAR PROTECTION WELD ON TEETH

| Part Number | Stock Code | Description | Drawing |
|---------------------------------------|------------|---|---|
| WT1225-45 (HDD-12DCI-25-45) | 1 | Weld On 12mm Insert Tooth H=25mm  |  |
| WT1232-45 (HDD-12DCI-32-45) | 1 | Weld On 12mm Insert Tooth H=32mm  |  |
| WT1625-45 (HDD-16DCC-25-45) | 1 | Weld On 16mm Cap Tooth H=25mm  |  |
| WT1632-45 (HDD-16DCC-32-45) | 1 | Weld On 16mm Cap Tooth H=32mm  |  |
| WT1633-90 (HDD-16DCC-33-90) | 1 | Weld On 16mm Cap H=33mm Angle=90  |  |
| EM405-S | 1 | Weld-On Tooth - W=13, H=32  |  |
| EM405 | 1 | Weld-On Tooth - 90° W=13, H=46  |  |
| EM405-22 | 1 | Weld-On Tooth - W=22, H=45  |  |
| EM405-22L | 1 | Weld-On Tooth - W=22 H=57  |  |


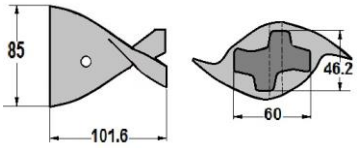

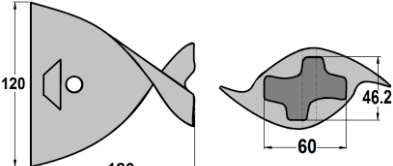

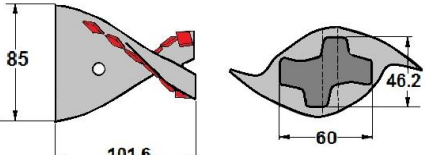

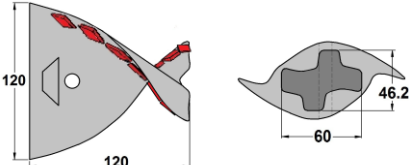

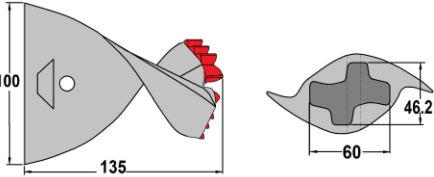

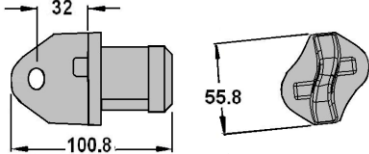

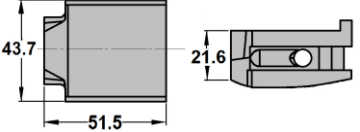
FLAT & FISHTAIL AUGER PARTS

EMF FLAT & FISHTAIL AUGER PARTS

| Part Number | Stock Code | Description | Drawing |
|------------------|------------|---|---|
| EMF505 | 1 | 35 Series Plain Dirt Tooth  |  |
| EMF508 | 1 | 35 Series TC Chisel  |  |
| EMF509 | 1 | 35 Series HD Chisel – FW  |  |
| EMF527 | 1 | 35 Series TC Tooth  |  |
| EMF535 | 1 | 35 Series HD TC Tooth  |  |
| EMF535-14 | 1 | 35 Series HD TC Tooth T=14mm  |  |

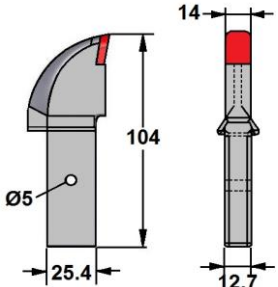
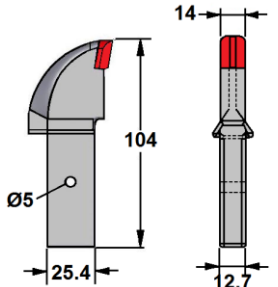
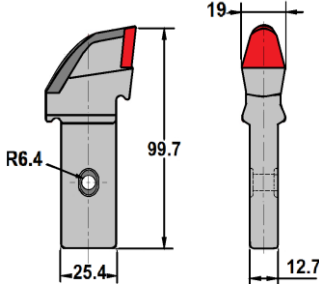
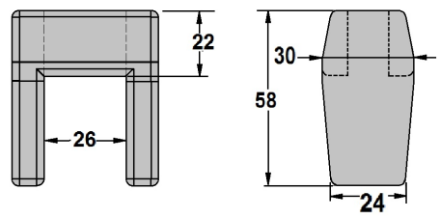
FLAT & FISHTAIL AUGER PARTS

EMF FLAT & FISHTAIL AUGER PARTS


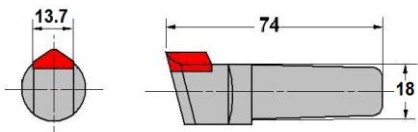

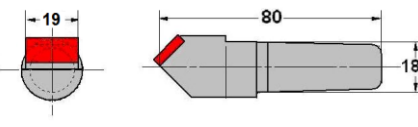

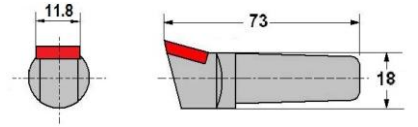

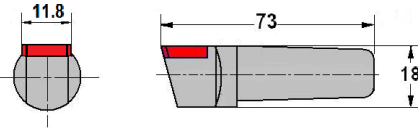

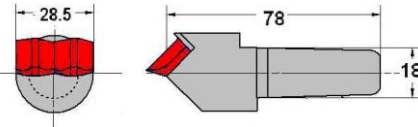

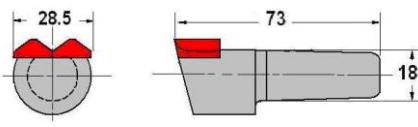

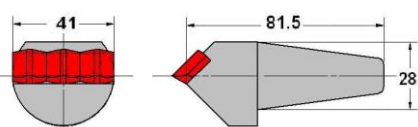

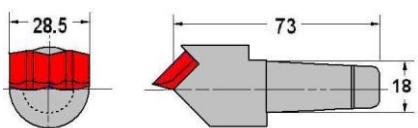
| Part Number | Stock Code | Description | Drawing |
|---------------|------------|---|--|
| EMF580 | 1 | SB35 Plain Fish Tail Pilot  |  |
| EMF590 | 1 | SB45 Plain Fishtail Pilot  |  |
| EMF610 | 1 | SB35 TC Fish Tail Pilot  |  |
| EMF611 | 3 | SB45 TC Fish Tail Pilot  |  |
| EMF612 | 1 | SB35 HD TC Fish Tail Pilot  |  |
| EMF635 | 1 | SB35 Weld On Drive Lug  |  |
| EMF660 | 1 | 35 Series Tooth Holder (T36)  |  |

FLAT CUTTERS & BLOCKS

FLAT CUTTER PICKS & BLOCKS


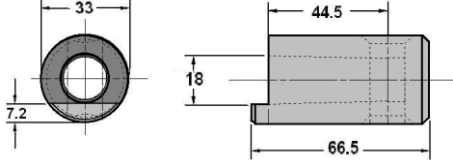

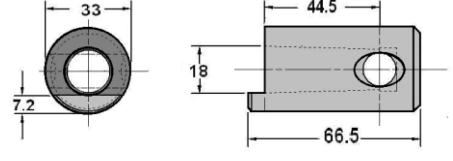

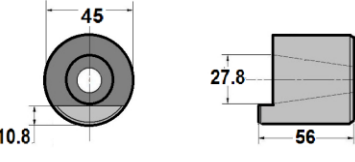

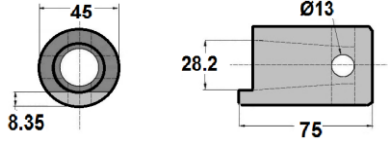

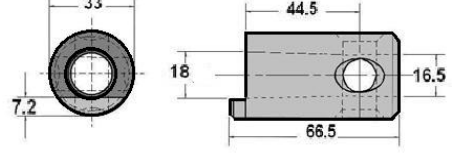
| Part Number | Stock Code | Description | Drawing |
|-------------|------------|-----------------------------|--|
| EM410A-F | 1 | Flat Cutter Pick (SC-04) |  |
| EM410A-P | 1 | Flat Cutter Pick-New (FW8B) |  |
| EM411-F | 1 | Flat Cutter Pick |  |
| F-2S | 1 | Flat Cutter Pick Block |  |

TAPER FIT AUGER TEETH


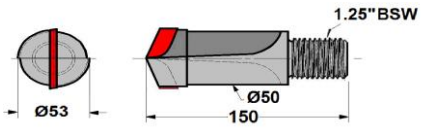

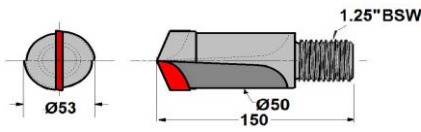

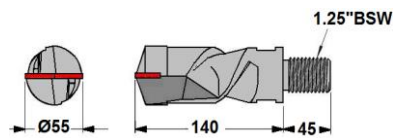

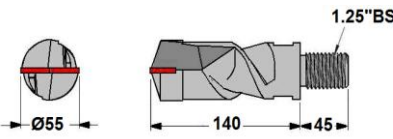

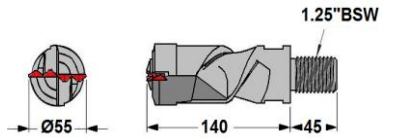

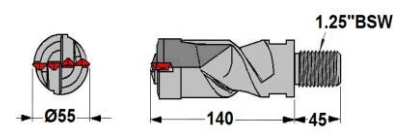
| Part Number | Stock Code | Description | Drawing |
|-------------|------------|--|--|
| EM4 | 1 | Rock Auger tooth  |  |
| EM5 | 1 | Earth Auger bit  |  |
| EM6 | 1 | Shale bit  |  |
| EM6N | 1 | Shale Bit Neutral Rake  |  |
| EM20 | 1 | Auger bit- 45 degrees double tip  |  |
| EM21 | 1 | Auger bit- 90 degrees double tip  |  |
| EM24 | 1 | Rock Auger Bit  |  |
| EM25 | 1 | Auger bit - 45 degrees double tip small taper  |  |

TAPER HOLDERS

TAPER HOLDERS







| Part Number | Stock Code | Description | Drawing |
|--------------|------------|---|--|
| EM37 | 8 | N/S MT2 Holder H7897  |  |
| EM38 | 1 | E/W MT2 Holder H7544  |  |
| EM39 | 1 | Holder for EM24  |  |
| EM39U | 8 | Universal Holder for EM24  |  |
| EM58 | 1 | Universal MT2 Holder  |  |

1 1/4" BSW CENTRE BITS

| Part Number | Stock Code | Description | Drawing |
|-----------------|------------|---|---|
| EM8L-HD | 3 | L/H Centre Bit, L=100mm  |  |
| EM8R-HD | 1 | R/H Centre Bit, L=100mm Heavy Duty  |  |
| EM8AL-S | 1 | L/H Centre Bit, L=140mm Spiral Flute  |  |
| EM8AR-S | 1 | R/H Centre Bit, L=140mm Spiral Flute  |  |
| EM8AL-SF | 1 | L/H Centre Bit, L=140mm, Spiral Flute MF style  |  |
| EM8AR-SF | 1 | R/H Centre Bit L=140mm Spiral MF Style  |  |


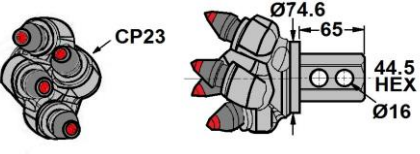

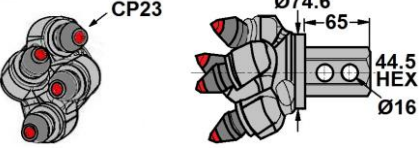

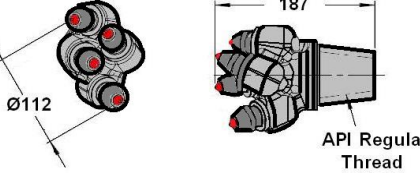
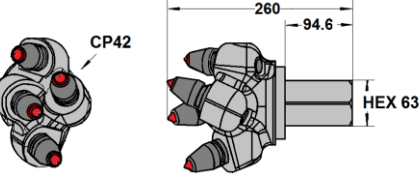
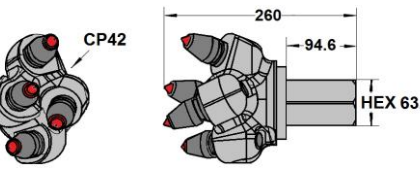
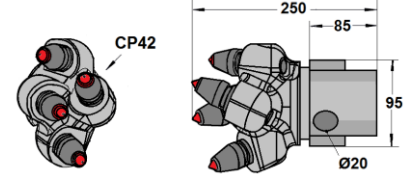
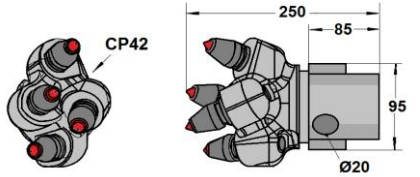
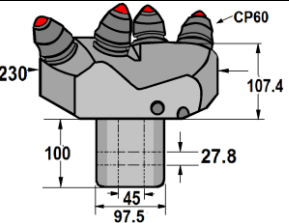
CENTRE BITS

1 3/4" AF HEX CENTRE BITS

| Part Number | Stock Code | Description | Drawing |
|------------------|------------|---|---------|
| EM8AL-HHD | 1 | L/H Centre Bit, L=140mm Hex drive  | |
| EM8AR-HHD | 1 | R/H Centre Bit, L=140mm Hex drive  | |
| EM8R-HHD | 1 | R/H, L=80mm Hex drive (Xmas tree)  | |
| EM8L-HHD | 1 | Centre Bit L/H, L=80mm Hex (Xmas tree)  | |
| EM8XL-HHD | 1 | Centre Bit L/H,  | |
| EM8XR-HHD | 1 | R/H Centre Bit  | |







CENTRE BITS

1 3/4" AF & 2 1/2" HEX CENTRE BITS


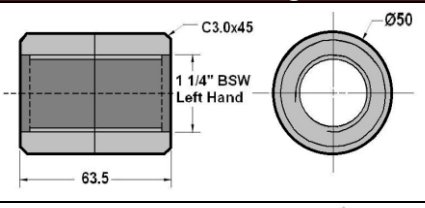

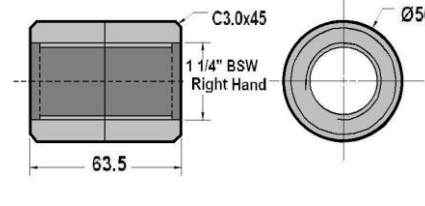

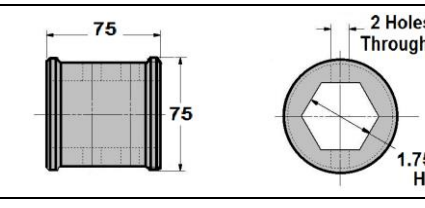
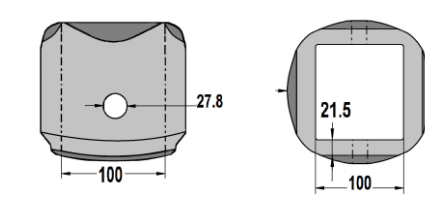

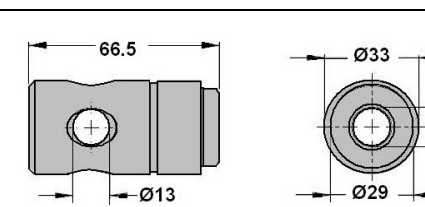
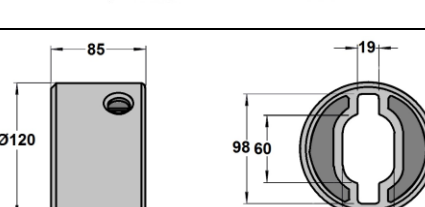
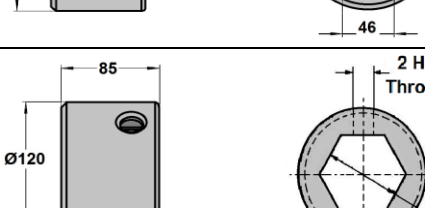
| Part Number | Stock Code | Description | Drawing |
|-------------------|------------|--|---|
| EM8RCP-H | 1 | CP Centre Bit- Right Hand  |  |
| EM8LCP-H | 1 | CP Centre Bit- Left Hand  |  |
| EM8RCP-TCF | 8 | R/H Centre Bit CP Style- Threaded  |  |
| EM10RCP-H | 1 | CP Centre Bit- Right Hand |  |
| EM10LCP-H | 1 | CP Centre Bit- Left Hand |  |
| EM10RCP-P | 1 | CP Centre Bit- Right Hand |  |
| EM10LCP-P | 1 | CP Centre Bit- Left Hand |  |
| EM18RCP-S | 1 | CP Centre Bit - RH 60 Series |  |

CENTRE BITS

1 3/4" AF HEX CENTRE BITS


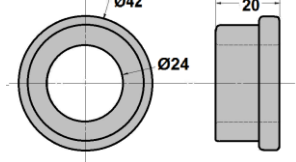

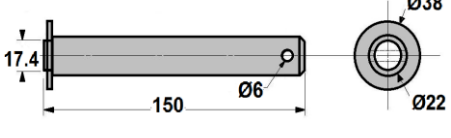

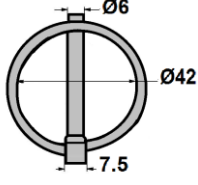

| Part Number | Stock Code | Description | Drawing |
|-----------------|------------|---|---------|
| EMF615-R | 1 | HD TC Fish Tail Pilot With Hex Drive RH Rotation  | |
| EMF615-L | 6 | HD TC Fish Tail Pilot With Hex Drive LH Rotation  | |
| EMF622-R | 6 | Standard Pilot Bit With Hex Drive RH Rotation  | |
| EMF622-L | 6 | Standard Pilot Bit With Hex Drive LH Rotation  | |
| EMF620-R | 1 | HD Fit Pilot With Hex Drive Right Hand  | |
| EMF620-L | 6 | HD Fit Pilot With Hex Drive Left Hand  | |

EM HOLDERS

| Part Number | Stock Code | Description | Drawing |
|--------------|------------|--|--|
| EM59A | 1 | Boss L/H (W Groove)  |  |
| EM59B | 1 | Boss R/H  |  |
| EM59C | 1 | Boss Hex- 44.5mm AF  |  |
| EM59S | 1 | Boss Square For EM18RCP-S |  |
| EM68 | 8 | EM25 Universal Holder  |  |
| EM59P | 1 | Boss – To Suit EM10RCP-P and EM10LCP-P |  |
| EM59H | 1 | Boss To Suit – EM10RCP-H and EM10LCP-H |  |

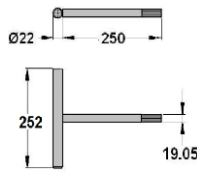


DRIVE PIN LOCATION BUSH

DRIVE PIN LOCATION BUSH

| Part Number | Stock Code | Description | Drawing |
|-------------|------------|--|--|
| EM9 | 1 | Drive Pin Location Bush For Auger Shaft  |  |
| EM10 | 1 | Drive location pin with clip  |  |
| EM10CP | 1 | Clip Pin  |  |
| EM10-AG | 1 | Drive Location Pin With Clip |  |

PROLINE TOOLS

PROLINE TOOLS

| Part Number | Stock Code | Description | Drawing |
|-------------|------------|--|--|
| EM11 | 1 | Proline holder reaming tool |  |
| EM12-14 | 1 | Proline Ejector  |  |

Disclaimer: While every care was taken in preparing this catalogue, Hard Metals Australia cannot accept any liability for accuracy of the information supplied.

HARDMETALS



CONTACT US

HEAD OFFICE

40 Peter Brock Drive
Eastern Creek NSW 2766
Sydney Australia

T +612 9476 6333

F +612 9476 5033

E sales@hardmetals.com

W www.hardmetals.com

SUPPLIER INFORMATION

